

Signify Classified - Internal
Cooper Lighting Solutions Photometric Lab
1121 Highway 74 South
Peachtree City, GA 30269



Scaled data based on original data using
LM-79-08 Approved Method: Electrical and Photometric Measurements of Solid-
State Lighting Products

Test Report Prepared for
Cooper Lighting Solutions
(formerly Eaton)

Brand: INVUE

Report Number: P869060

Luminaire Tested: **EMM2-HSN-SA3B-730-U-T4W-HSS**

Issue Date: 08/22/2024



Test Information

Test Method: LM-79-08
Report Number: P869060
Test Lab: INNOVATION CENTER(G3)
Issue Date: 08/22/2024
Manufacturer: COOPER LIGHTING SOLUTIONS (FORMERLY EATON)
Product Line: INVUE
Catalog Number: EMM2-HSN-SA3B-730-U-T4W-HSS
Description: EPIC MODERN SHORT HOUSING DISCRETE LED ARRAYS 150W 70CRI 3000K
FITXURE w/ TYPE IV WIDE DISTRIBUTION OPTIC AND HOUSE SIDE SHIELD
Light Source: (30) 3000K CCT, 70 CRI LEDS
Ballast/Driver: ELECTRONIC DRIVER

Summary

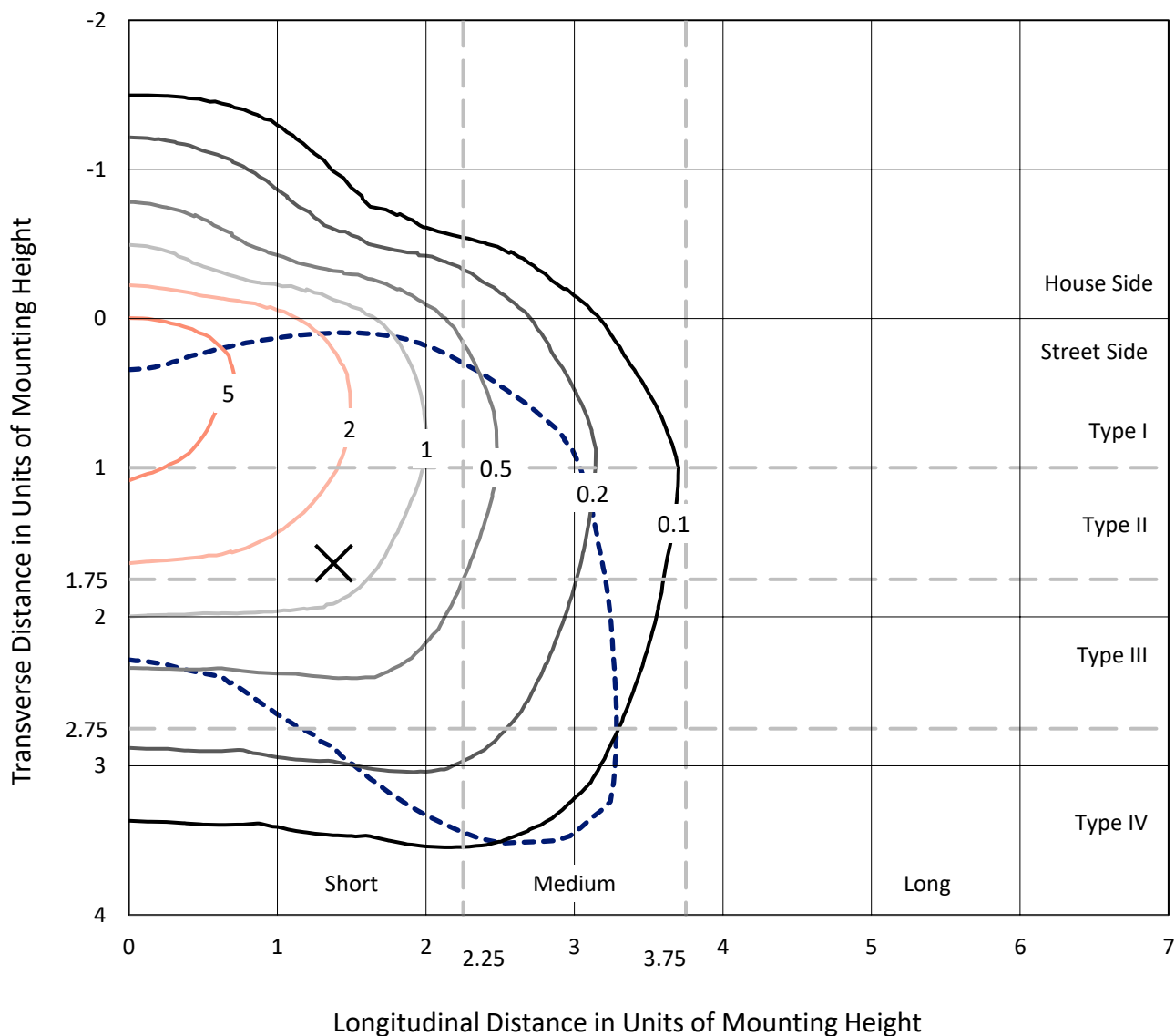
Lumens per Lamp: N/A
Luminaire Lumens: 12725.3 lumens
Efficiency: N/A
Efficacy: 95.0 lumens/watt
Luminous Opening: Rectangular (W 1' x L: 0.33' x H: 0')
IES Classification: Type IV - Short
BUG Rating: B1 - U0 - G2

Input Watts (W): 134
Input Voltage (V): 120
Input Current (A_{in}): NR
Voltage Rise (V): NR
Power Factor: 0.99
Total Harmonic Distortion (THDi): 6.70%
Frequency (hertz): 60
Stabilization Time: NR
Operation Time: NR
Ambient Temperature (°C): NR
Test Distance: 24 FT

REPORT NUMBER: P869060
 CATALOG NUMBER: EMM2-HSN-SA3B-730-U-T4W-HSS

Iso-Footcandle Lines of Horizontal Illumination

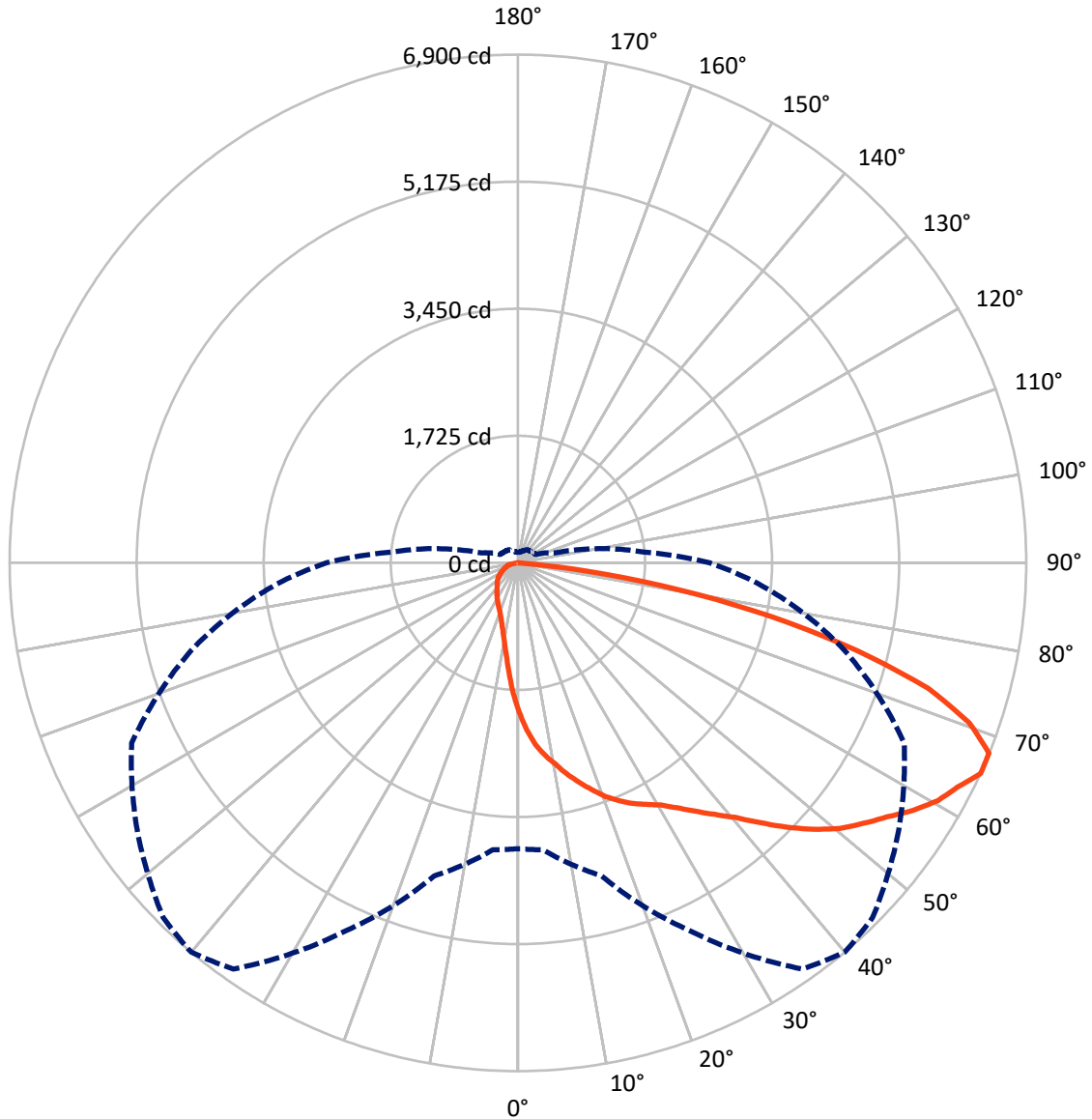
× Max cd
 - - - 1/2 Max cd



Based on 20 foot mounting height. Maximum calculated value = 7.4 fc
 Type IV - Short - N/A

REPORT NUMBER: P869060
CATALOG NUMBER: EMM2-HSN-SA3B-730-U-T4W-HSS

Luminous Intensity Polar Plot



— Vertical Plane Through 40-Deg Lateral - - - Horizontal Cone Through 65-Deg Vertical

REPORT NUMBER: P869060
 CATALOG NUMBER: EMM2-HSN-SA3B-730-U-T4W-HSS

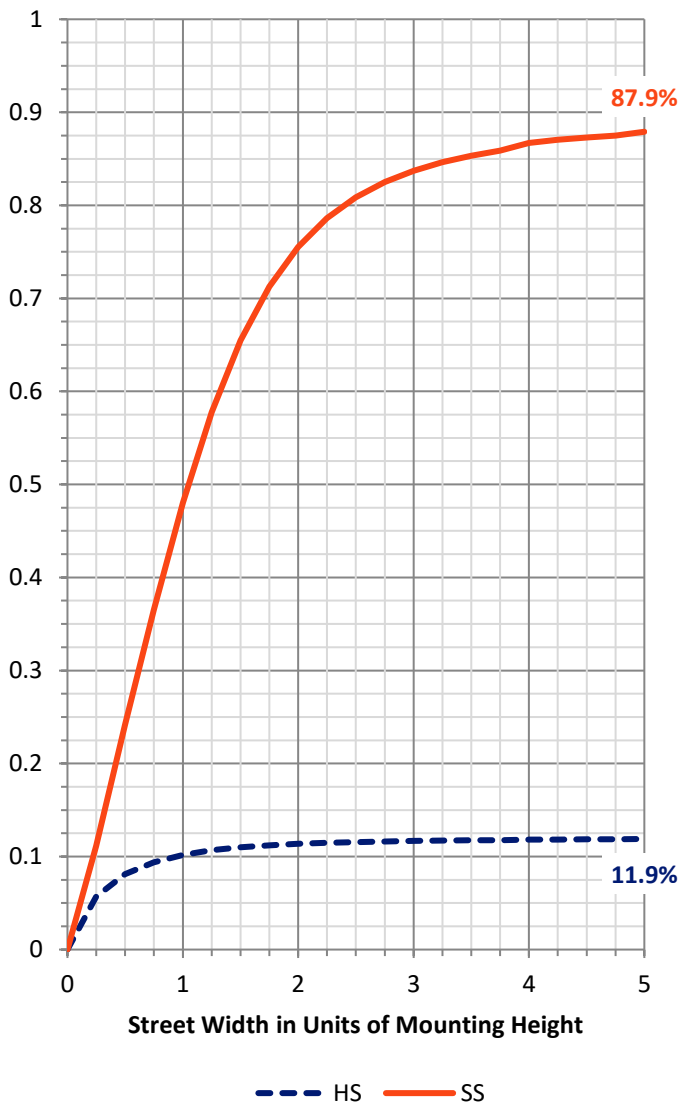
FLUX DISTRIBUTION:

		Downward	Upward	Total
House Side	Lumens	1523.5	0.0	1523.5
	% Fixture	12.0	0.0	12.0
Street Side	Lumens	11201.8	0.0	11201.8
	% Fixture	88.0	0.0	88.0
Total	Lumens	12725.3	0.0	12725.3
	% Fixture	100.0	0.0	100.0

ZONAL LUMENS:

Zone	Lumens	% Fixture
0°-10°	189.3	1.5
10°-20°	569.4	4.5
20°-30°	979.4	7.7
30°-40°	1480.5	11.6
40°-50°	2164.8	17.0
50°-60°	2765.0	21.7
60°-70°	2759.4	21.7
70°-80°	1618.1	12.7
80°-90°	199.3	1.6
90°-100°	0.0	0.0
100°-110°	0.0	0.0
110°-120°	0.0	0.0
120°-130°	0.0	0.0
130°-140°	0.0	0.0
140°-150°	0.0	0.0
150°-160°	0.0	0.0
160°-170°	0.0	0.0
170°-180°	0.0	0.0
0°-90°	12725.3	100.0
0°-180°	12725.3	100.0

Coefficient of Utilization



REPORT NUMBER: P869060

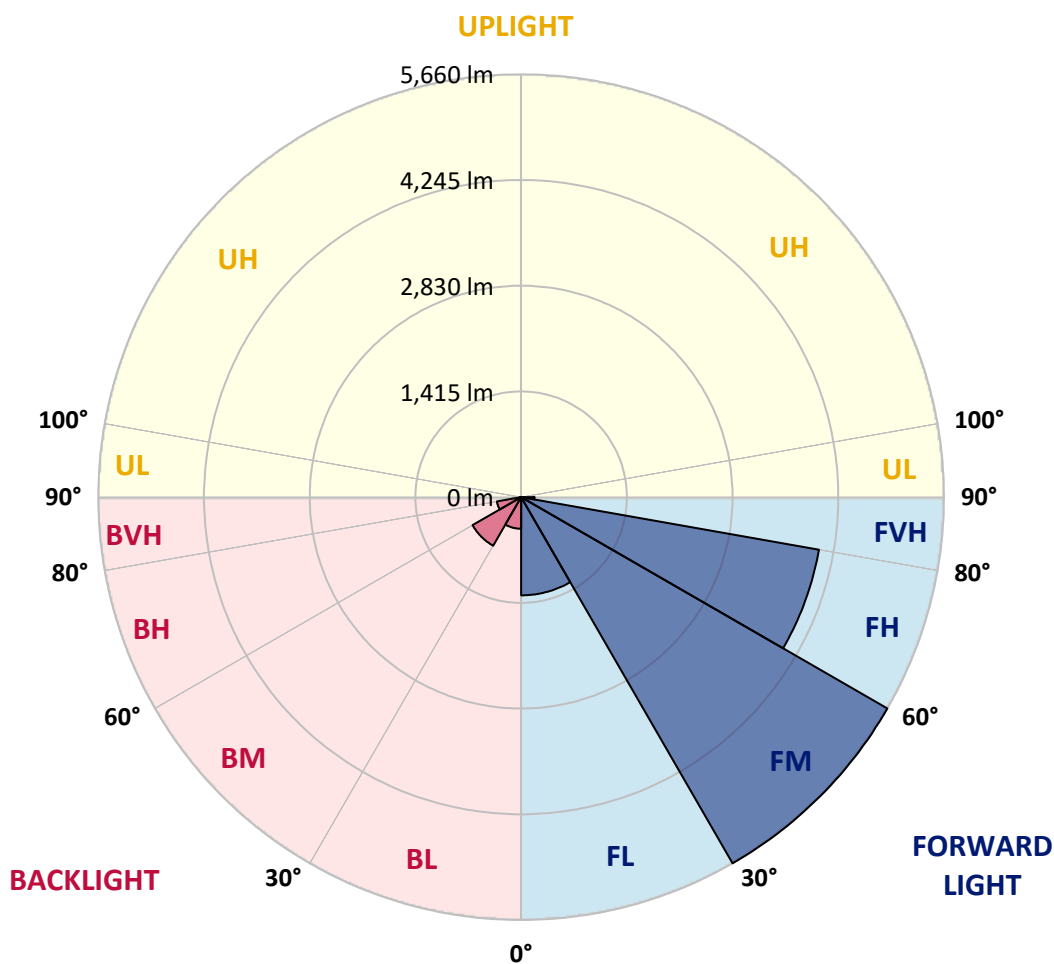
CATALOG NUMBER: EMM2-HSN-SA3B-730-U-T4W-HSS

LUMINAIRE CLASSIFICATION SYSTEM LUMEN TABLE AND BUG RATING:

Zone	Lumens	% Fixture	Zone Rating/Lumen Limit		
			B	U	G
FL (0°-30°)	1314.4	10.3			
FM (30°-60°)	5659.6	44.5			
FH (60°-80°)	4047.7	31.8			G2/5000
FVH (80°-90°)	180.1	1.4			G2/225
BL (0°-30°)	423.7	3.3	B1/500		
BM (30°-60°)	750.7	5.9	B1/1000		
BH (60°-80°)	329.8	2.6	B1/500		G1/500
BVH (80°-90°)	19.2	0.2			G1/100
UL (90°-100°)	0.0	0.0		U0/0	
UH (100°-180°)	0.0	0.0		U0/0	

BUG Rating: B1-U0-G2

Type IV Short





REPORT NUMBER: P869060

CATALOG NUMBER: EMM2-HSN-SA3B-730-U-T4W-HSS

CANDELA DISTRIBUTION (FULL):

	0°	5°	15°	25°	35°	40°	45°	55°	65°	75°	85°
0°	2022.8	2022.8	2022.8	2022.8	2022.8	2022.8	2022.8	2022.8	2022.8	2022.8	2022.8
2.5°	2359.9	2349.2	2327.6	2309.7	2284.6	2263.1	2241.6	2202.1	2151.9	2108.9	2055.1
5°	2593.0	2575.1	2560.8	2539.2	2496.2	2478.3	2463.9	2381.4	2295.4	2205.7	2087.3
7.5°	2758.0	2772.4	2743.7	2711.4	2657.6	2636.1	2614.6	2532.1	2424.5	2295.4	2126.8
10°	2948.1	2951.7	2915.8	2876.4	2819.0	2775.9	2747.3	2646.8	2528.5	2385.0	2169.8
12.5°	3131.0	3131.0	3109.5	3052.1	2976.8	2937.3	2887.1	2772.4	2628.9	2460.3	2220.0
15°	3278.1	3285.2	3267.3	3224.3	3141.8	3088.0	3037.8	2905.1	2722.1	2546.4	2259.5
17.5°	3410.8	3407.2	3396.4	3357.0	3278.1	3235.0	3184.8	3037.8	2829.7	2614.6	2320.5
20°	3500.4	3500.4	3496.8	3475.3	3417.9	3385.7	3324.7	3170.5	2948.1	2715.0	2385.0
22.5°	3568.6	3565.0	3565.0	3568.6	3536.3	3504.0	3478.9	3324.7	3070.0	2801.1	2449.6
25°	3625.9	3622.4	3633.1	3640.3	3625.9	3618.8	3590.1	3471.7	3220.7	2901.5	2514.1
27.5°	3701.3	3712.0	3708.4	3708.4	3704.8	3712.0	3708.4	3608.0	3367.7	3009.1	2582.3
30°	3819.6	3837.5	3826.8	3812.4	3812.4	3816.0	3834.0	3769.4	3539.9	3141.8	2657.6
32.5°	4095.8	4077.8	4002.5	3952.3	3959.5	3963.1	3981.0	3945.1	3712.0	3292.4	2736.5
35°	4411.4	4389.9	4307.4	4192.6	4153.2	4138.8	4135.2	4113.7	3898.5	3453.8	2829.7
37.5°	4820.2	4827.4	4705.5	4540.5	4422.1	4332.5	4314.6	4267.9	4059.9	3600.8	2926.6
40°	5236.3	5207.6	5103.6	4942.2	4709.1	4544.1	4490.3	4425.7	4242.8	3755.1	3019.8
42.5°	5638.0	5584.2	5447.9	5272.1	4999.6	4820.2	4698.3	4615.8	4411.4	3923.6	3109.5
45°	6161.6	6007.4	5763.5	5605.7	5265.0	5117.9	5006.7	4823.8	4612.2	4092.2	3217.1
47.5°	6574.0	6276.4	6054.0	5985.9	5541.1	5404.8	5304.4	5049.8	4816.7	4282.3	3328.3
50°	6498.7	6315.8	6262.0	6201.1	5749.2	5666.7	5573.4	5308.0	5024.7	4483.1	3435.9
52.5°	6305.1	6326.6	6394.7	6290.7	5932.1	5874.7	5813.7	5584.2	5232.7	4648.1	3532.7
55°	6150.8	6193.9	6376.8	6344.5	6150.8	6086.3	6043.2	5856.7	5433.5	4798.7	3615.2
57.5°	5871.1	5835.2	6064.8	6437.8	6384.0	6333.8	6290.7	6143.7	5638.0	4906.3	3669.0
60°	5430.0	5297.3	5605.7	6323.0	6545.4	6552.5	6527.4	6358.9	5802.9	4906.3	3640.3
62.5°	4809.5	4684.0	5064.1	5939.2	6631.4	6699.6	6685.2	6434.2	5874.7	4798.7	3529.1
65°	3880.6	3909.3	4400.6	5505.3	6731.9	6900.4	6810.8	6312.2	5785.0	4590.7	3278.1
67.5°	3098.7	3184.8	3625.9	4942.2	6685.2	6896.8	6771.3	5967.9	5401.3	4300.2	2894.3
70°	2446.0	2503.4	2869.2	4181.9	6276.4	6498.7	6340.9	5440.7	4752.1	3851.9	2406.5
72.5°	1911.6	1965.4	2277.4	3346.2	5566.2	5824.5	5627.2	4730.6	3941.6	3267.3	1911.6
75°	1452.5	1492.0	1725.1	2578.7	4432.9	4755.7	4612.2	3787.3	3077.2	2585.9	1463.3
77.5°	936.1	989.9	1251.7	1807.6	3131.0	3518.4	3536.3	2829.7	2212.9	1868.6	1075.9
80°	620.5	642.0	803.4	1176.4	1925.9	2227.2	2331.2	1911.6	1413.1	1190.7	774.7
82.5°	258.2	286.9	383.8	591.8	964.8	968.4	1108.2	807.0	573.8	505.7	326.4
85°	7.2	14.3	10.8	28.7	25.1	39.5	46.6	64.6	46.6	50.2	50.2
87.5°	0.0	0.0	3.6	3.6	7.2	7.2	7.2	7.2	7.2	10.8	7.2
90°	0.0	0.0	0.0	0.0	0.0	0.0	0.0	0.0	0.0	0.0	0.0



REPORT NUMBER: P869060

CATALOG NUMBER: EMM2-HSN-SA3B-730-U-T4W-HSS

CANDELA DISTRIBUTION (continued):

	90°	95°	105°	115°	125°	135°	145°	155°	165°	175°	180°
0°	2022.8	2022.8	2022.8	2022.8	2022.8	2022.8	2022.8	2022.8	2022.8	2022.8	2022.8
2.5°	2030.0	1997.7	1933.1	1882.9	1829.1	1789.7	1753.8	1714.3	1689.2	1692.8	1667.7
5°	2030.0	1969.0	1839.9	1725.1	1621.1	1545.8	1463.3	1398.7	1352.1	1344.9	1366.5
7.5°	2040.7	1940.3	1746.6	1574.5	1431.0	1312.7	1226.6	1162.0	1129.7	1108.2	1104.6
10°	2051.5	1918.8	1660.5	1441.8	1262.4	1133.3	1058.0	986.3	950.4	946.8	936.1
12.5°	2058.6	1893.7	1581.6	1309.1	1122.6	1000.6	925.3	867.9	839.2	839.2	835.7
15°	2083.8	1886.5	1499.2	1208.6	1015.0	896.6	832.1	785.4	767.5	756.8	753.2
17.5°	2105.3	1872.2	1427.4	1108.2	918.1	814.1	753.2	720.9	703.0	695.8	692.2
20°	2137.6	1865.0	1359.3	1025.7	846.4	746.0	699.4	670.7	659.9	652.7	652.7
22.5°	2169.8	1857.8	1291.1	954.0	785.4	695.8	652.7	627.6	616.9	613.3	609.7
25°	2209.3	1854.2	1233.8	893.0	731.6	656.3	616.9	595.4	581.0	573.8	573.8
27.5°	2248.7	1857.8	1176.4	832.1	685.0	620.5	581.0	555.9	545.1	530.8	534.4
30°	2302.5	1861.4	1129.7	781.9	645.6	584.6	548.7	516.5	502.1	494.9	494.9
32.5°	2356.3	1875.7	1083.1	735.2	606.1	555.9	512.9	484.2	466.2	462.7	459.1
35°	2413.7	1886.5	1040.1	695.8	573.8	523.6	480.6	451.9	437.6	434.0	434.0
37.5°	2478.3	1904.4	1007.8	659.9	541.6	491.3	451.9	423.2	412.4	408.9	408.9
40°	2546.4	1933.1	982.7	627.6	516.5	462.7	426.8	401.7	394.5	390.9	390.9
42.5°	2614.6	1958.2	961.2	602.5	491.3	437.6	408.9	383.8	373.0	373.0	373.0
45°	2679.1	1976.2	939.7	577.4	466.2	419.6	387.3	365.8	355.1	355.1	355.1
47.5°	2736.5	1994.1	907.4	552.3	441.1	394.5	369.4	347.9	337.1	337.1	337.1
50°	2797.5	2004.9	871.5	520.0	416.0	376.6	351.5	326.4	319.2	315.6	315.6
52.5°	2847.7	2004.9	824.9	487.8	387.3	351.5	330.0	308.4	297.7	290.5	290.5
55°	2883.5	2004.9	774.7	448.3	358.6	330.0	308.4	286.9	272.6	261.8	261.8
57.5°	2905.1	1994.1	717.3	401.7	330.0	301.3	286.9	261.8	233.1	211.6	204.4
60°	2887.1	1961.8	656.3	351.5	297.7	276.2	265.4	233.1	193.7	182.9	182.9
62.5°	2811.8	1886.5	595.4	308.4	272.6	251.1	240.3	204.4	175.7	165.0	165.0
65°	2600.2	1703.6	520.0	269.0	243.9	229.5	215.2	182.9	157.8	143.5	143.5
67.5°	2291.8	1470.5	434.0	236.7	218.8	208.0	197.3	165.0	139.9	125.5	125.5
70°	1857.8	1187.1	369.4	208.0	193.7	186.5	175.7	150.6	121.9	111.2	111.2
72.5°	1459.7	932.5	308.4	186.5	179.3	165.0	157.8	132.7	111.2	100.4	100.4
75°	1086.7	695.8	272.6	165.0	165.0	147.0	143.5	118.4	96.8	89.7	89.7
77.5°	799.8	516.5	236.7	143.5	143.5	129.1	121.9	104.0	89.7	82.5	82.5
80°	541.6	351.5	175.7	107.6	107.6	104.0	96.8	89.7	75.3	68.1	64.6
82.5°	229.5	147.0	86.1	53.8	50.2	39.5	32.3	25.1	25.1	21.5	21.5
85°	39.5	17.9	17.9	14.3	10.8	10.8	10.8	7.2	7.2	7.2	7.2
87.5°	7.2	7.2	7.2	7.2	7.2	7.2	3.6	3.6	3.6	3.6	3.6
90°	0.0	0.0	0.0	0.0	0.0	0.0	0.0	0.0	0.0	0.0	0.0

LM-79-2019: Approved Method: Electrical and Photometric Measurements of Solid-
State Lighting Products

Report Prepared for

Cooper Lighting Solutions

Streetworks

Report Number: SP1-2407-157-4

Test Date: 08/07/2024

Luminaire Tested: MEM2-HTN-SA-40-730-U-5WQ-2

Data in this report applies to families of products including MEM2-HTN-SA-40-730-U-5WQ-2

Test Information

Test Method: LM-79-2019
 Report Number: SP1-2407-157-4
 Test Lab: COOPER LIGHTING SOLUTIONS
 Photometer: SP1 - 76IN SPHERE
 Measurement Geometry: 4π
 Issue Date: 08/20/2024
 Manufacturer: COOPER LIGHTING SOLUTIONS
 Product Line: Streetworks
 Catalog Number: **MEM2-HTN-SA-40-730-U-5WQ-2**
 Description: Epic Modern Light Square 40W 5WQ Optic and Flare Trim

Spectral Parameters

CCT (K): 3057
 CIE u': 0.2487
 CIE v': 0.5199
 Duv: -0.0002
 CIE x: 0.4326
 CIE y: 0.4020
 CIE z: 0.1654
 Peak Wavelength (nm): 593
 Dominant Wavelength (nm): 582
 Purity: 50.50735
 Rf: 74.6
 Rg: 94

CRI (Ra):	71.7		
R1:	68.1	R9:	-34.8
R2:	82.0	R10:	58.5
R3:	93.5	R11:	62.5
R4:	67.5	R12:	47.5
R5:	67.2	R13:	70.7
R6:	74.9	R14:	96.4
R7:	77.4	R15:	60.0
R8:	43.1		



Test Conditions

Stabilization Time: 21M
 Operation Time: 1H 21M
 Sphere Temperature (°C): 24.2

REPORT NUMBER: SP1-2407-157-4

Measurement and Test Equipment			
Instrument	Identification Number	Calibration Date	Calibration Due Date
Photometer	IN0058	6/18/2024	12/18/2024
Power Meter	INXT2011004	2/8/2024	2/8/2025
AC Power Source	IN0063	10/24/2023	10/24/2024
DC Power Source	IN0208	10/24/2023	10/24/2024
Sphere Thermometer	IN0085	10/24/2023	10/24/2024
Room Thermometer	IN0046	10/24/2023	10/24/2024

REPORT NUMBER: SP1-2407-157-4

CIE 1931 Chromaticity Diagram



CIE 1931 Chromaticity Diagram with 2017 ANSI 7-Step and 4-Step Quadrangles



Point lies inside the ANSI 3000K 4-step quadrangle

REPORT NUMBER: SP1-2407-157-4

Photopic Flux vs. Wavelength



Photopic Lumens: NR

λ (nm)	Power W [^] /nm	Lumens (ϕ /nm)	λ (nm)	Power W [^] /nm	Lumens (ϕ /nm)	λ (nm)	Power W [^] /nm	Lumens (ϕ /nm)	λ (nm)	Power W [^] /nm	Lumens (ϕ /nm)	λ (nm)	Power W [^] /nm	Lumens (ϕ /nm)
360	0	NR	490	104	NR	620	818	NR	750	20	NR	880	1	NR
365	0	NR	495	135	NR	625	755	NR	755	17	NR	885	0	NR
370	0	NR	500	184	NR	630	691	NR	760	15	NR	890	0	NR
375	0	NR	505	247	NR	635	625	NR	765	13	NR	895	0	NR
380	0	NR	510	309	NR	640	561	NR	770	11	NR	900	0	NR
385	0	NR	515	369	NR	645	499	NR	775	9	NR	905	0	NR
390	0	NR	520	419	NR	650	441	NR	780	8	NR	910	0	NR
395	0	NR	525	460	NR	655	388	NR	785	7	NR	915	0	NR
400	1	NR	530	492	NR	660	338	NR	790	6	NR	920	0	NR
405	3	NR	535	524	NR	665	294	NR	795	5	NR	925	0	NR
410	7	NR	540	553	NR	670	253	NR	800	4	NR	930	0	NR
415	15	NR	545	588	NR	675	218	NR	805	4	NR	935	0	NR
420	31	NR	550	625	NR	680	188	NR	810	3	NR	940	0	NR
425	60	NR	555	670	NR	685	161	NR	815	3	NR	945	0	NR
430	107	NR	560	723	NR	690	139	NR	820	3	NR	950	0	NR
435	183	NR	565	780	NR	695	118	NR	825	2	NR	955	0	NR
440	289	NR	570	837	NR	700	100	NR	830	2	NR	960	0	NR
445	460	NR	575	894	NR	705	85	NR	835	2	NR	965	0	NR
450	646	NR	580	942	NR	710	73	NR	840	1	NR	970	0	NR
455	561	NR	585	976	NR	715	62	NR	845	1	NR	975	0	NR
460	331	NR	590	998	NR	720	53	NR	850	1	NR	980	0	NR
465	238	NR	595	1000	NR	725	45	NR	855	1	NR	985	0	NR
470	178	NR	600	990	NR	730	39	NR	860	1	NR	990	0	NR
475	120	NR	605	962	NR	735	33	NR	865	1	NR	995	0	NR
480	96	NR	610	925	NR	740	28	NR	870	1	NR	1000	0	NR
485	95	NR	615	873	NR	745	24	NR	875	1	NR			

REPORT NUMBER: SP1-2407-157-4

Scotopic Flux vs. Wavelength



Scotopic Lumens: NR

S/P: 1.23

λ (nm)	Power W [^] /nm	Lumens (ϕ /nm)	λ (nm)	Power W [^] /nm	Lumens (ϕ /nm)	λ (nm)	Power W [^] /nm	Lumens (ϕ /nm)	λ (nm)	Power W [^] /nm	Lumens (ϕ /nm)	λ (nm)	Power W [^] /nm	Lumens (ϕ /nm)
360	0	NR	490	104	NR	620	818	NR	750	20	NR	880	1	NR
365	0	NR	495	135	NR	625	755	NR	755	17	NR	885	0	NR
370	0	NR	500	184	NR	630	691	NR	760	15	NR	890	0	NR
375	0	NR	505	247	NR	635	625	NR	765	13	NR	895	0	NR
380	0	NR	510	309	NR	640	561	NR	770	11	NR	900	0	NR
385	0	NR	515	369	NR	645	499	NR	775	9	NR	905	0	NR
390	0	NR	520	419	NR	650	441	NR	780	8	NR	910	0	NR
395	0	NR	525	460	NR	655	388	NR	785	7	NR	915	0	NR
400	1	NR	530	492	NR	660	338	NR	790	6	NR	920	0	NR
405	3	NR	535	524	NR	665	294	NR	795	5	NR	925	0	NR
410	7	NR	540	553	NR	670	253	NR	800	4	NR	930	0	NR
415	15	NR	545	588	NR	675	218	NR	805	4	NR	935	0	NR
420	31	NR	550	625	NR	680	188	NR	810	3	NR	940	0	NR
425	60	NR	555	670	NR	685	161	NR	815	3	NR	945	0	NR
430	107	NR	560	723	NR	690	139	NR	820	3	NR	950	0	NR
435	183	NR	565	780	NR	695	118	NR	825	2	NR	955	0	NR
440	289	NR	570	837	NR	700	100	NR	830	2	NR	960	0	NR
445	460	NR	575	894	NR	705	85	NR	835	2	NR	965	0	NR
450	646	NR	580	942	NR	710	73	NR	840	1	NR	970	0	NR
455	561	NR	585	976	NR	715	62	NR	845	1	NR	975	0	NR
460	331	NR	590	998	NR	720	53	NR	850	1	NR	980	0	NR
465	238	NR	595	1000	NR	725	45	NR	855	1	NR	985	0	NR
470	178	NR	600	990	NR	730	39	NR	860	1	NR	990	0	NR
475	120	NR	605	962	NR	735	33	NR	865	1	NR	995	0	NR
480	96	NR	610	925	NR	740	28	NR	870	1	NR	1000	0	NR
485	95	NR	615	873	NR	745	24	NR	875	1	NR			

REPORT NUMBER: SP1-2407-157-4

Melanopic Flux vs. Wavelength



Melanopic Lumens: NR

M/P: 2.27

λ (nm)	Power W^{\wedge}/nm	Lumens (ϕ/nm)	λ (nm)	Power W^{\wedge}/nm	Lumens (ϕ/nm)	λ (nm)	Power W^{\wedge}/nm	Lumens (ϕ/nm)	λ (nm)	Power W^{\wedge}/nm	Lumens (ϕ/nm)	λ (nm)	Power W^{\wedge}/nm	Lumens (ϕ/nm)
360	0	NR	490	104	NR	620	818	NR	750	20	NR	880	1	NR
365	0	NR	495	135	NR	625	755	NR	755	17	NR	885	0	NR
370	0	NR	500	184	NR	630	691	NR	760	15	NR	890	0	NR
375	0	NR	505	247	NR	635	625	NR	765	13	NR	895	0	NR
380	0	NR	510	309	NR	640	561	NR	770	11	NR	900	0	NR
385	0	NR	515	369	NR	645	499	NR	775	9	NR	905	0	NR
390	0	NR	520	419	NR	650	441	NR	780	8	NR	910	0	NR
395	0	NR	525	460	NR	655	388	NR	785	7	NR	915	0	NR
400	1	NR	530	492	NR	660	338	NR	790	6	NR	920	0	NR
405	3	NR	535	524	NR	665	294	NR	795	5	NR	925	0	NR
410	7	NR	540	553	NR	670	253	NR	800	4	NR	930	0	NR
415	15	NR	545	588	NR	675	218	NR	805	4	NR	935	0	NR
420	31	NR	550	625	NR	680	188	NR	810	3	NR	940	0	NR
425	60	NR	555	670	NR	685	161	NR	815	3	NR	945	0	NR
430	107	NR	560	723	NR	690	139	NR	820	3	NR	950	0	NR
435	183	NR	565	780	NR	695	118	NR	825	2	NR	955	0	NR
440	289	NR	570	837	NR	700	100	NR	830	2	NR	960	0	NR
445	460	NR	575	894	NR	705	85	NR	835	2	NR	965	0	NR
450	646	NR	580	942	NR	710	73	NR	840	1	NR	970	0	NR
455	561	NR	585	976	NR	715	62	NR	845	1	NR	975	0	NR
460	331	NR	590	998	NR	720	53	NR	850	1	NR	980	0	NR
465	238	NR	595	1000	NR	725	45	NR	855	1	NR	985	0	NR
470	178	NR	600	990	NR	730	39	NR	860	1	NR	990	0	NR
475	120	NR	605	962	NR	735	33	NR	865	1	NR	995	0	NR
480	96	NR	610	925	NR	740	28	NR	870	1	NR	1000	0	NR
485	95	NR	615	873	NR	745	24	NR	875	1	NR			

Summary

$R_f = 74.6$
 $R_g = 94$
 $CIE R_a = 71.7$
 $R_9 = -34.8$



Color Vector Graphics



Individual Sample Fidelity Index ($R_{f,i}$)

CES01 = 86	CES26 = 65	CES51 = 87	CES76 = 58
CES02 = 62	CES27 = 89	CES52 = 85	CES77 = 76
CES03 = 31	CES28 = 84	CES53 = 77	CES78 = 61
CES04 = 71	CES29 = 68	CES54 = 85	CES79 = 86
CES05 = 49	CES30 = 83	CES55 = 84	CES80 = 83
CES06 = 51	CES31 = 71	CES56 = 74	CES81 = 73
CES07 = 41	CES32 = 64	CES57 = 74	CES82 = 93
CES08 = 40	CES33 = 78	CES58 = 75	CES83 = 91
CES09 = 29	CES34 = 75	CES59 = 85	CES84 = 88
CES10 = 76	CES35 = 87	CES60 = 90	CES85 = 75
CES11 = 59	CES36 = 92	CES61 = 81	CES86 = 64
CES12 = 65	CES37 = 84	CES62 = 89	CES87 = 77
CES13 = 43	CES38 = 92	CES63 = 75	CES88 = 80
CES14 = 74	CES39 = 96	CES64 = 65	CES89 = 67
CES15 = 71	CES40 = 92	CES65 = 64	CES90 = 80
CES16 = 47	CES41 = 93	CES66 = 60	CES91 = 78
CES17 = 50	CES42 = 86	CES67 = 58	CES92 = 56
CES18 = 56	CES43 = 77	CES68 = 66	CES93 = 73
CES19 = 73	CES44 = 99	CES69 = 75	CES94 = 49
CES20 = 66	CES45 = 85	CES70 = 60	CES95 = 66
CES21 = 87	CES46 = 81	CES71 = 56	CES96 = 76
CES22 = 79	CES47 = 86	CES72 = 85	CES97 = 82
CES23 = 92	CES48 = 75	CES73 = 52	CES98 = 76
CES24 = 91	CES49 = 79	CES74 = 95	CES99 = 64
CES25 = 73	CES50 = 86	CES75 = 60	



Color Rendition by Hue-Angle Bin



Measure Comparisons



(END OF REPORT)